



**INNOVATION
IN PRESERVATION**

T-Series™

Stationary Emulsion Storage Tanks

- Efficient Blanket Heating
- Robust Design
- Timed Paddle Agitator
- Simple & Safe Operation

Become self-sufficient in your patching and chip seal programs by installing a stationary emulsion storage tank. Convenient access to the properly heated emulsion is critical to streamlining the short patching and chip seal season. On-demand supply of emulsion keeps crews out working and not driving to the emulsion plant. Tanks are available in capacities from 3,000 to 10,000 gallons.

Efficient Blanket Heating:

- 1,000 watt blankets for even, trouble-free heating
- Heating system eliminates material build up issues allowing the tank to be preheated prior to filling
- 240VAC single phase power for easy hookup

Robust Design:

- 1/4 inch thick carbon steel tank
- 3 inches of foil backed insulation keeps the heat inside and minimizes costs
- Aluminum outer skin provides resistance to the elements

Agitator and Control System:

- Digital control system for easy and quick programming
- Specially designed agitator provides the right amount of agitation and minimizes over mixing
- Timer allows for flexibility to choose the time and days for agitation

Safety and Accessibility:

- Standard heavy-duty ladder with safety enclosure
- Insulated manway access door
- Tank top safety rail system
- 24 inch inspection door to access heating system
- Standard 5 foot 5 inch height stand with optional 8 foot stand for filling truck-mounted models




800-328-3874
CIMLINE.COM




Dual Heated/Insulated Outlet Valves



Large 24" Insulated Manway Door



Perform Service From Ground Level



Tank Agitator & Locking Inspection Door



Tank Contents Gauge



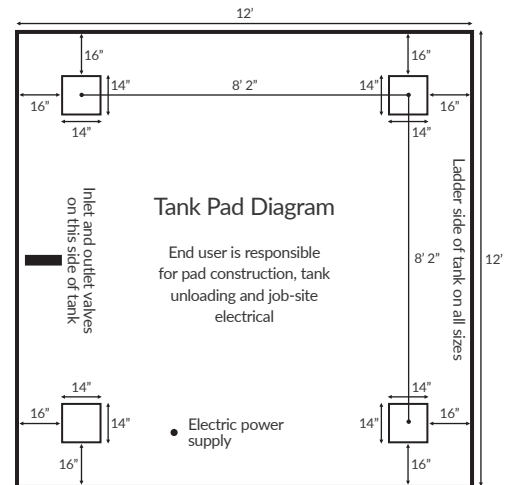
Caged Ladder to Tank Top

SPECIFICATIONS

T-Series #408291, #408289, #408286, #408301, #408299, #408295, #408292

Material Capacity	3,000, 4,000, 5,000, 6,000, 7,000, 8,000 and 10,000 US Gal.
Heating Method	1,000 Watt Electric Blankets 240VAC Single Phase
Number of Blankets	4qty 3,000 - 5,000 Gallon 6qty 6,000 - 8,000 Gallon 8qty 10,000 Gallon
Electrical Options	240VAC Single, 240VAC Three Phase, 480VAC Three Phase
Delivery System	Gravity No Pump Standard, Pump System Optional
Loading Hose	3 Inch x 8 Foot (Quick Couplers)
Tank Construction	1/4 Inch Carbon Steel
Tank Insulation	3 inch Foil Backed
Valves	(2qty) 3 Inch Heated and Insulated
Tank Cleanout Valve	3 Inch Insulated in Bottom of Tank
Agitator	Paddle Type, 6 RPM or Less, Timed
Inspector Hatch(s)	24 Inch Insulated Manway. Ladder, Locking Hatch, Rail System
Support Stand Height	5 Foot 5 Inch Standard, 8 Foot Optional
Material Gauge	Mechanical Float Type 250 Gallon Increments
Shipping Weight	Dependant on tank size and options (Call for assistance)
Warranty	1 Year Limited

Due to continuous improvement, specifications are subject to change without notice.



PRODUCTS FROM CIMLINE



P2™ Two-Person Patcher with DuraPatcher™ Technology



P5™ One-Person Patcher with DuraPatcher™ Technology



Learn more at cimline.com
Phone : 800-328-3874 Email : orders@cimline.com

DURAPATCHER
TECHNOLOGY

©2021 Cimeline Inc. All rights reserved.